



SIMPLY CHIC TOTE

Designed by Jean Kievlan
Crafting Time: 1 Hour plus drying time

Level: Easy

HEY GIRLFRIEND!

This tote is perfect for all your on-the-go necessities!



Materials List:

Totally You!® Fabric Goods

Canvas Tote, Rose, 11"H x 9"W x 3"D, #LNB08-812

Loew-Cornell® White Nylon Brushes:

796-10 Shader; 795-3 Round

Loew-Cornell® Products:

Brush Tub II® #384; Palette Paper #398

Palette:

DecoArt® Americana® Acrylic Paint

Snow White

Vivid Violet

Baby Pink

Wild Orchid

Fabric Painting Medium

Additional Supplies:

Beacon® Gem Tac® Adhesive

1 yard coordinating ribbon

4 - Clear Acrylic Rhinestones, 6 - 8mm

Cardstock, Pencil, Scissors, Paper Towels, Wax Paper

Instructions

Read all instructions before beginning project.
Refer to photo for placement.

Trace pattern provided onto cardstock. Cut out, then trace shapes onto purse with a pencil. Place a piece of wax paper inside the bag to prevent paint bleed through.

Painting:

Use the #10 shader brush to paint all large areas and the #3 round to paint smaller areas and stripes.

Shoe: Baby Pink. **Shoe Sole:** Vivid Violet. **Flower:** Wild Orchid.
Using handle of brush, **Dot Shoe:** Vivid Violet.

Purse: Vivid Violet. **Flap:** Baby Pink. **Strap:** Outline and stripe:
Wild Orchid. **Flower:** Wild Orchid. **Dot Flap:** Vivid Violet.

Hat Brim: Vivid Violet. **Band:** Snow White. **Crown:** Baby Pink.
Bottom Edge of Hat and Flower: Wild Orchid. Dot Crown:
Vivid Violet. Let paint dry thoroughly.

Embellishment:

Glue ribbon around top of tote. Use remaining ribbon to make bow, and glue at right side of ribbon band.

Glue clear acrylic rhinestones at center of each flower and bow.

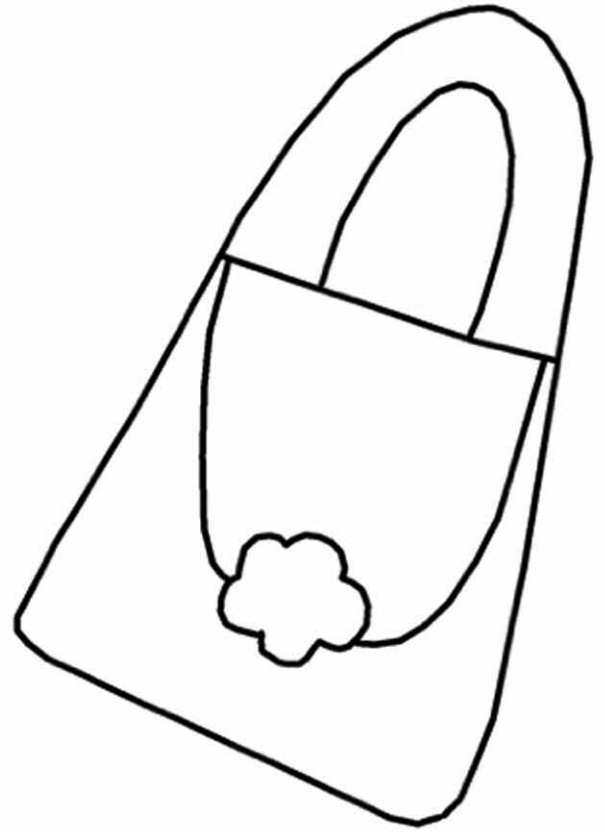


For tips on decorating Totally You!® Fabric Goods, visit
[www.loew-cornell.com/education/tipsandtechniques/
producttipping/6/index.html](http://www.loew-cornell.com/education/tipsandtechniques/producttipping/6/index.html)

This project originally appeared on www.Michaels.com. Used with permission.



© Copyright 2007. Loew-Cornell, Inc., 400 Sylvan Avenue, Englewood Cliffs, NJ 07632
These instructions are presented in good faith. However, no warranty of any kind is made with respect to such information nor are any results guaranteed. Always read instructions for the products you are working with. Loew-Cornell, Inc. is a Jarden Corporation company (NYSE:JAH)

www.loew-cornell.com



Pattern shown actual size

