


# Double the Speed & Double the Fun!


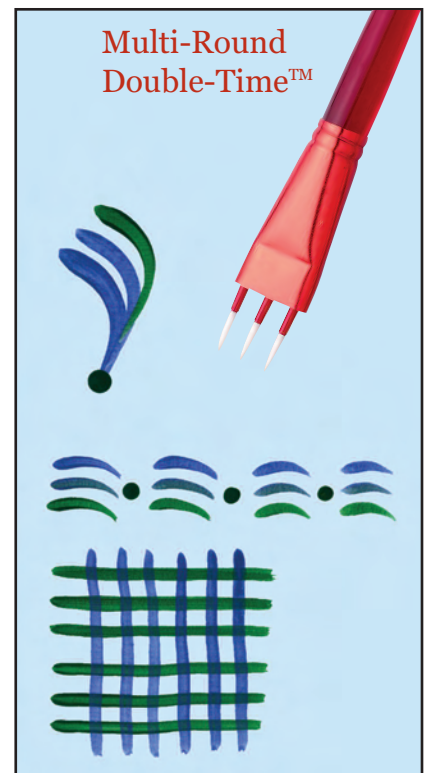

## Loew-Cornell

# Double-Time™ Brushes



Double-Time™ Brushes were discontinued in 2007.

Please check with your retailer or visit [www.brushesandmore.com](http://www.brushesandmore.com) for remaining stock.




### Double-Time Tips

- Load brushes the same as any flat, round or liner brush. To load with 2 or more colors of paint, place colors close together on your palette. For round and liner brushes make 'strips of color' to place the brush heads into.
- Practice on a scrap surface to apply equal pressure to all brush heads as you paint.
- Some artists find it easier to make checks and plaids by pulling the brush sideways instead of towards them.
- When painting plaids, allow strokes running one direction to dry before making overlapping strokes.
- To align checks, work two (or more) stacked rows at the same time. Work out from the center of the area you are painting.
- With 3 or more brush heads, you can achieve different spacing by not loading all the heads with paint.
- Care for brushes by cleaning thoroughly and promptly when finished.




# DOUBLE-TIME™ BRUSH SETS

Multi-head Double-Time™ brushes let you paint checks, borders, plaids and more with double the speed and double the fun! Great for professional crafters. Patent Pending.



**4946**  
Checkerboard Brushes  
Sizes: 4, 6, 8, 10



**4947**  
Plaid Striper Brushes  
Sizes: 4-2, 6-2, 8-4, 10-5



**4948**  
Multi-Liners  
Sizes: 6/0, 3 heads, 1, 2 heads  
Multi-Rounds  
Sizes: 0, 3 heads, 4, 2 heads



**4949**  
Checkerboards  
Sizes: 2, 6  
Multi-Rounds  
Sizes: 0, 3 heads, 4, 2 heads



**4950**  
Checkerboard – 8  
Plaid Striper – 6-2  
Multi-Liner – 6/0, 3 heads  
Multi-Round – 4, 2 heads



**4951**  
Checkerboards  
Sizes: 8, 10  
Plaid Stripers  
Sizes: 6-2, 8-4



# Double-Time Brushes

These delightful chairs were painted by Chris Haughey (cdwood.com) using Double-Time brushes for the main designs.

Instructions and pattern for the Christmas Peppermint Chair appeared in PaintWorks Magazine, Winter 2006 issue.  
The Country Basketweave Chair and Mirror projects were featured in Country Sampler Magazine, August 2005 issue.



© Copyright 2005 Loew-Cornell, Inc., 400 Sylvan Ave. Englewood Cliffs, NJ 07632

[www.loew-cornell.com](http://www.loew-cornell.com)

These instructions are presented in good faith. However, no warranty of any kind is made with respect to such information nor are any results guaranteed. Always read instructions for the products you are working with.

Loew-Cornell, Inc. is a subsidiary of Jarden Corporation (NYSE:JAH)

DBT-2