



Brush Shapes and Their Uses



Round – Use on point or apply pressure to make thick-to-thin strokes. Detail work or filling large areas depending upon the size of the brush and pressure applied. Watercolor wash effects.

Round Variations:
Round Stroke – Shaping of the round stroke with the point coming from the center-most hairs makes it ideally suited to decorative stroke work.



Grande Round – Large sized rounds for those who work large or prefer a round for washes.



Liner Brushes – Enhance your painting with detail lines, outlining or fancy borders. Liner brushes with their long length hair and fine points are the ideal tool. Paint should be thinned to an inky consistency so that it flows easily from the brush.


Use for continuous curved or straight lines, varying thickness with pressure changes as in: highlighting, monogramming, outlining, stroke work, or texture lines.

Liner Variations:
Mid-length Liner (Jackie's Liner) - With an even longer length out, the mid-length liner will hold a bit more paint than a traditional liner.

Script Liner (Long Liner) - Length of hair holds more paint than a regular liner, but requires more control. Well suited for long scrolls, straight lines, or stroke work.



Ultra Round - Use as a liner on point in oil or acrylic. The full belly of the brush provides a reservoir for paint, allowing continuous line work without reloading. Slight pressure can be applied to vary line thickness, but too much pressure will cause belly hairs to flare out. Popular watercolor brush, used as a traditional round.





Spotter - For fine detailing. Examples: tiny stroke work, eyes, eyelashes, miniatures. These brushes are shaped like a round, but have a shorter length hair and are made only in small sizes.




Spotter Variations:
Tight Spot® Detailer -

Use this bent-handle spotter for hard-to-reach places.



Shader (Flat) - Use flat or up on the chisel edge. Sharp, square shape creates crisp edges and offers precision control. Blocking in color, shading, blending, highlighting, small washes and stroke work. Can be double-loaded, side-loaded to float or walk color.




Angular Shader (Angle Flat) - Tight shading, curved strokes and stroke work. Like a shader, it can be easily double-loaded and side-loaded. Angled shape is suited to painting or blending in small areas and corners. Popular rose petal brush.



Chisel Blender (Bright) - Short, flat strokes and blending, especially with heavy mediums.



Wash (Wash/Glaze) - Washes, basecoating, applying glazes and finishes. Large broad sweeping strokes.



Filbert (Oval) - Rounded shape creates strokes with soft edges. Many artists prefer the filbert for filling circular areas, floating color and blending. Natural shape for flower petals, leaves, duck and bird feathers.





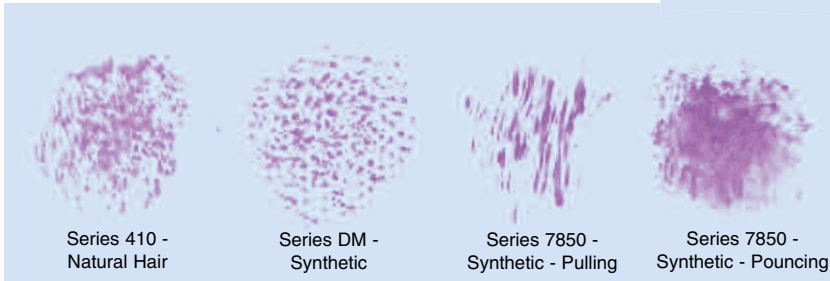
One Stroke (Stroke) - Long, flat brush traditionally used for lettering and borders. Use on chisel edge to produce fine lines or flat to create long, wide strokes for lettering, stripes and plaid.



Deerfoot Stippler - Texturing brush for fur, foliage, soft backgrounds, etc. Use a dry brush, loading just the tips. Pounce on your palette to evenly distribute paint and remove excess before moving to your surface. Dry wipe brush between color changes or dry thoroughly to remove excess moisture. Turn the brush as you work to fit the area and to create a more random pattern.



Deerfoot Stippler Variations:
Debbie Mitchell Stippler - This oval shaped brush creates an open, airy pattern allowing previous colors to show through as you build up layers.



Fan - Use dry or with tips loaded to create texture, smooth other brush strokes, or soften edges. Grasses, water, trees, etc.



Fan Variations:
Bristle Rake® Fan - Shorter arc than a traditional fan and a naturally fingered shape, this brush is made of synthetic filament, providing durability. Excellent for layering color in traditional fan texturing applications and creating color variations with lined texture.







Rake® - Flat, texturing brush with a naturally-fingered shape. Use for hair, grasses, wood grain, feathers, and fur. Paint should be slightly thinned, for best results.



Rake® Variations:
Filbert Rake® - Creates the same effect as the Rake® brush but its oval shape gives softer edges.



Angular Bristle - Create natural textures of wildflowers, foliage, snow, ocean foam, etc. Sturdy bristle can be used dry or filled with water for stippling, dry brushing, and scrubbing techniques.



Dome Round - Soft, rounded brush head for touch blending and gentle dry brushing and scumbling.



Dagger Striper - An adaptation of the sign painter's pinstripping brush. Pull along the long chisel edge for long, fine lines. Vary pressure for a thick-to-thin ribbon effect. Brush is easily double-loaded. *Other uses:* Faux finish techniques. Veining when creating faux marble.






Miracle-Wedge® - Can be triple loaded by pulling each of the long sides through a different color paint and tipping the short side in a third color. When painting, use as a flat brush, without “thinking about” the short side. By varying pressure and the angle of placement on the surface, a variety of multi-colored effects can be achieved. For easy flower petals, press and lift the short side to the surface. *Variation:* start on the tip, press the short side and pull while lifting the brush head from the surface.



Mop - Blending and softening. Some mops are also suitable for washes and varnishing. Traditionally, mops are available with round or flat ferrules.



Stencil - Use a dry brush with very little paint and circular or stippling technique.



Variations:
Fabric (Scrubbers)
FAB (Round) & FAB-F (Flat) - Flats and tapered rounds. Ideal for painting heavy (sweatshirts) and textured (nubby canvas) fabrics, these brushes are sturdy enough to withstand a scrubbing or stenciling technique on fabric and other surfaces.

